



Dnn New Link

New Link list Requirement & Featured list Document Version 1.0

Description :

New Link module is used for displaying multiple useful links on your DNN site , Using New link module in your site you can provide various useful url links to the external as well as internal WebPages that navigates to important part that site admin want to target for the user to visit.

Using New link module allows the user with some feature to priorities important link such as pinup and search .There are some more features which are explained below. We will offer a regular update with fresh effects or verifications so you can enjoy this value-added service free of charge.

Feature List :

1. **Provides New link** is the link where the user is navigated when he click a link which we have provided during the add link option.
2. Provides **Pinup** options will fix the position of link in the grid. User can pinup, and change position of the Link as well as he can reset the list as per his requirement.
3. **Reset** to Reset the position of the link in the grid format.
4. **Increment / Decrement** option in the Grid of New link allows to user to change the position of the link in the grid that need to be displayed to all users.
5. **Search** Additionally a button with a text box is provided to find a link when your list goes increasing.
6. **Provides Url** is path where the user will be navigated to new site or link with some options of new window, new tab, same page.
7. **Alt Text** option in edit mode allows the user to provide a link of description which is displayed when the user hovers the new link.
8. **Adding image** provides User to Edit the Image
9. **New window** provides option opens the link in is to opened in a new Browser window. (*2)
10. **New tab**: This option opens the link in is to opened in a new tab of same browser window.
11. **Same window**: this options opens the link in same browser window.
12. **Description**: User is allowed to provide some description.
13. **Activation**: Allow the user that the link showed be activated or deactivated.

Screen shots and details :

Listing with add options

Enter Link Title

		Brainvire			
		twitter			
		Facebook			
		google			
		Outlook			

Listing with add options

Enter Link Title

		Brainvire			
		twitter			
		Facebook			
		google			
		Outlook			

New link Entry Basic form

Title ⓘ

URL: ⓘ

Alternate Text: ⓘ

Image: ⓘ

Link Type: ⓘ New Window New Tab Same Page

Description: ⓘ

Entry form after filling all values

Title ⓘ

URL: ⓘ
















Alternate Text: ⓘ

Image: ⓘ

Link Type: ⓘ New Window New Tab Same Page

Description: ⓘ

Url List displayed to a registered user

	 Brainvire	
	 twitter	
	 Facebook	
	 google	
	 Outlook	

[Reset](#)

Note :

- 1 . User Registered with system are only allowed to view the link, without login the link would not be visible to any user or Guest user.
- 2 . depending upon the browser configuration popup are disallowed, please change the configuration).
3. New Link module for dnn user is under free licensing .